ER Collets

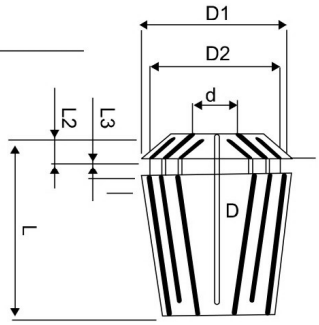

Model	dl 17	D	D1	D2	L	L1	L2	L3	Collapsible capacity
ER8	1.0 - 5.0	8	8.5	6.5	13.5	2.7	1.5	1.5	0.5
ER11	1.0 - 7.0	11	11.5	9.5	18.0	3.8	2.5	2.0	0.5
ER16	1.0 - 2..5	16	17	13.8	27.5	6.26	4.0	2.7	0.5
	2.5 - 10.0	16	17	13.8	27.5	6.26	4.0	2.7	1.0
ER20	1.0 - 2.5	20	21	17.4	31.5	6.36	4.8	2.8	0.5
	2.5 - 13.0	20	21	17.4	31.5	6.36	4.8	2.8	1.0
ER25	1.0 - 2.5	25	26	22.0	34.0	6.66	5.0	3.1	0.5
	2.5 - 16.0	25	26	22.0	34.0	6.66	5.0	3.1	1.0
ER32	2.0 - 2.5	32	33	29.2	40.0	7.16	5.5	3.6	0.5
	2.5 - 20.0	32	33	29.2	40.0	7.16	5.5	3.6	1.0
ER40	2.5 - 20.0	32	33	29.2	40	7.16	5.5	3.6	1
	3.0 - 30.0	40	41	36.2	46	7.66	7	4.1	1

ERG Tap Collets

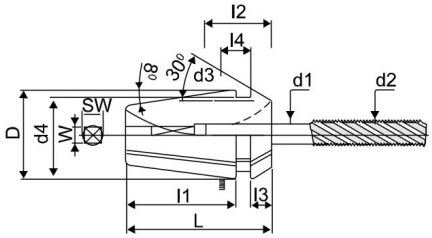

Modl	D	D3	D4	L	L1	L3	L4	CAPACITY
ER25G	25.74	25	22	34	25.9	5.0	6.66	M3 - M22
ER32G	32.74	32	29.2	40	31.8	5.5	7.16	M3 - M27

SDC Collet

MODEL	RANGE	L	D
SDC 6	3-6MM	36	9.6
SDC 8	3-8MM	45	15
SDC 12	4-12MM	60	22

A Type (HEX) Nuts

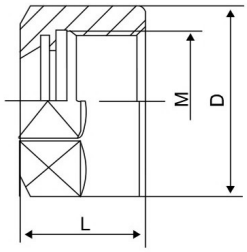

MODEL	L	D	M
ER11A	11.3	19	M14 X 0.75P
ER16A	17.5	28	M22 X 1.5P
ER20A	19	34	M22 X 1.5P

ER – UM Nuts

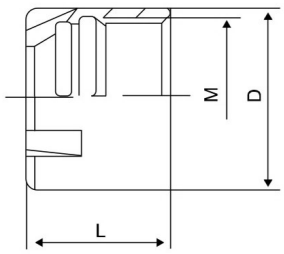

MODEL	L	D	M
ER25UM	20	42	M32 X 1.5P
ER32UM	22.5	50	M40 X 1.5P
ER40UM	25.5	63	M50 X 1.5P

Note: Sizes/Items in the similar product range not mentioned can be supplied against order subject to minimum quantity and forward delivery.

ER – M Nuts

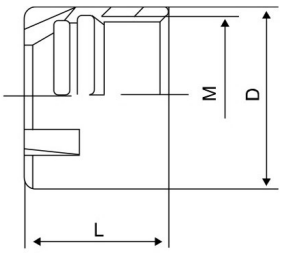

MODEL	L	D	M
ER11M	12	16	M13 X 0.75P
ER16M	18	22	M19 X 1.0P
ER20M	19	28	M24 X 1.0P
ER25M	20	35	M30 X 1.0P

ER (M) – Spanners

Model of Spanners	Type of nuts
ER11M	ER11M
ER16M	ER16M
ER20M	ER20M

ER (A / Hex) – Spanners

Model of Spanners	Type of nuts
ER11A	ER11A
ER16A	ER16A
ER20A	ER20A

C – Spanners For Keyless Chucks

Model of Spanners	Type of nuts
C-ER25	ER25
C-ER32	ER32 APU13
C-ER40	ER40 APU16

ER (UM) – Spanners

Model of Spanners	Type of nuts
ER25	ER25UM
ER32	ER32UM
ER40	ER40UM

Pull Studs – Regular / Through Coolant

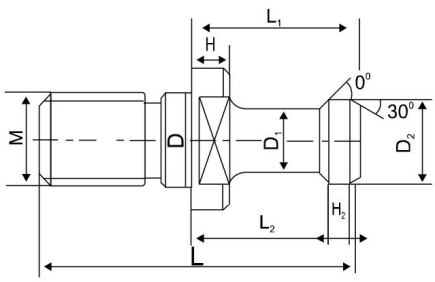

MODEL	L	L1	L2	D	D1	D2	H	H1	M	θ		
BT30 (θ)	43	23	18	12.5	7	11	5	2.5	M12	45	60	90
BT40 (θ)	60	35	28	17	100	15	6	3	M16	45	60	90
BT50 (θ)	85	45	35	25	17	23	10	5	M24	45	60	90

Note: Sizes/Items in the similar product range not mentioned can be supplied against order subject to minimum quantity and forward delivery.

Edge Finders with Sound & Light

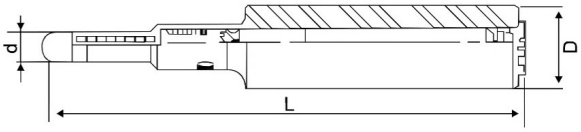

MODEL	D(mm)	L(mm)	D(mm)	Wt.
ES-20	20	160	10	0.28

Mechanical Edge Finders



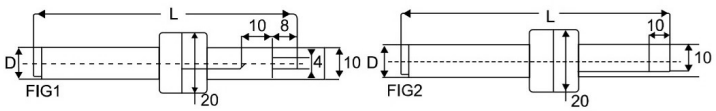

MODEL	D(mm)	L1
4MM	4	90
10MM	10	83

Z – Axis Scale Zero Setters with Magnetic base

MODEL	Gross Attitude
DIAL TYPE	50MM
LIGHT	50MM

Tool Holder Devices

BT Series HSK Series

MODEL
BT-30 / 40 / 50
HSK - 50 / 63 / 100

Keyless Drill Chuck

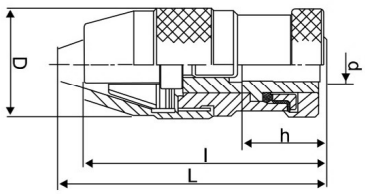

Model	Capacity	Taper	d	h	D	L	l
1/4" / 6MM	0.5-6MM	JT1	10	14.5	35	67	61
3/8" / 10MM	1-10MM	JT2	12	18.5	42	86	78
1/2" / 13MM LIGHT	1-13MM	JT6	17.17	21	44	86	76
1/2" /13MM HEAVY	1-13MM	JT6	17.17	24	48	97	88
5/8" / 16MM	3-16MM	JT3	20.599	24	52	108	98
3/4" / 20MM	3-20MM	JT3	20.599	30.5	62	128	118

Integrated Keyless Drill Chuck

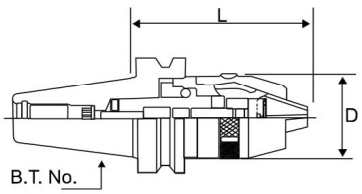

MODEL	Clamping range	D	L	
			Min	Max
BT40 - APU13-110	1-13MM	51.5	98	109
BT40 - APU16-110	3-16MM	58	115	130
BT50-APU13-110	1-13MM	51.5	98	109

BT Drill Chuck Adaptor

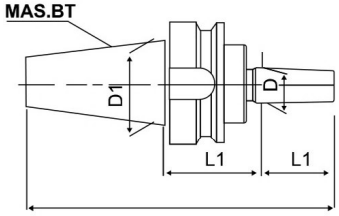

MODEL	L2	L	D	D1	M
BT40-JT6	22.225	132.6	14.199	44.45	M16

Note: Sizes/Items in the similar product range not mentioned can be supplied against order subject to minimum quantity and forward delivery.

Cylindrical Collet Adaptor

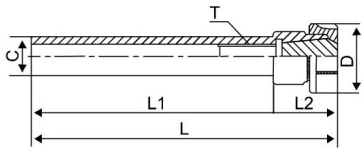

MODEL	L1	C	D
C10 - ER8 A/M - 100	100	10	12
C10 - ER11 A/M - 100	100	10	19/16
C12 - ER11 A/M - 100	100	12	19/16
C12 - ER16 A/M - 100	100	12	28/22
C16 - ER11 A/M - 100	100	16	19/16
C16 - ER16 A/M - 70/100/150	70/100/150	16	28/22
C20 - ER16 A - 70/100/150	70/100/150	20	28
C20 - ER20 A/M - 70/100/150	70/100/150	20	34/28
C20 - ER25UM - 70/100	100	20	42
C20 - ER32UM - 70/100	100	20	50
C25 - ER20 A - 70/100	100	25	34
C25 - ER25UM - 70/100/150	70/100/150	25	42
C25 - ER32UM - 100	100	25	50
C32 – ER16 A –100	100	32	28
C32–ER20 A –100	100	32	28
C32 – ER25UM –100	100	32	42
C32–ER32UM–70/100/150	70/100/150	32	50
C40 – ER16A–100	100		28
C40 –ER20 A –100	100		34
C40 –ER25UM–100	100		42
C40 - ER32UM - 100	100	40	50
C40 - ER40UM - 100/150	100/150	40	63

MT Series (TANG Type) – ER Collet Holder

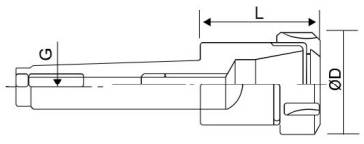

SHANK	ER16	ER20	ER25	ER32	ER40
MT-2	✓	✓	✓		
MT-3	✓	✓	✓	✓	
MT-4				✓	✓

BT Series ER Collet Adaptor (Fine Balanced)

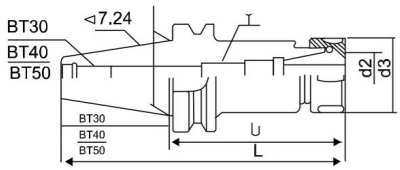

MODEL	L1	D3	D1
BT30 - ER11A - 70	70	19	31.75
BT30 - ER16A - 70/100	70/100	28	31.75
BT30 - ER20A - 70/100	70/100	34	31.75
BT30 - ER25UM - 70/100	70/100	42	31.75
BT30 - ER32UM - 70/100	70/100	50	31.75
BT40 - ER16A - 70/100/150	70/100/150	28	44.25
BT40 - ER20A - 70/100/150	70/100/150	34	44.45
BT40 - ER25UM - 70/100/150	70/100/150	42	44.45
BT40 - ER32UM - 70/100/150	70/100/150	50	44.45
BT40 - ER40UM - 80/100/150	80/100/150	63	44.45
BT50–ER25UM–100/150	100/150	42	69.85
BT50 - ER32UM - 100/150	100/150	50	69.85
BT50 - ER40UM - 100/150	100/150	63	69.85

BT – Face / Shell Mill Adaptor

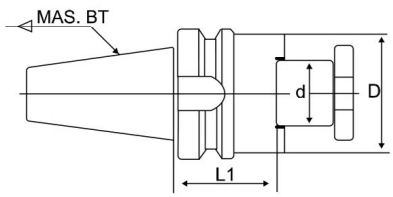

MODEL	L1	D	d
BT30–FMB22–45	45	50	22
BT30–FMB27–45	45	60	27
BT30–FMB32–60	60	78	32
BT40 - FMB16 - 60/100/150	60/100/150	34	16
BT40–FMB22–60/100/150/200	60/100/150/200	48	22
BT40–FMB27–60/100/150/200	60/100/150/200	60	27
BT40 - FMB32 - 60/100	60/100	78	32
BT40 - FMB40 - 60/100	60/100	89	40
BT50 - FMB22 - 100/150/200	100/150/200	50	22
BT50 - FMB27 - 100/150/200	100/150/200	60	27
BT50 - FMB32 - 100/150	100/150	78	32
BT50 - FMB40 - 100/150	100/150	98	40

Note: Sizes/Items in the similar product range not mentioned can be supplied against order subject to minimum quantity and forward delivery.

BT – Side Lock Adaptor

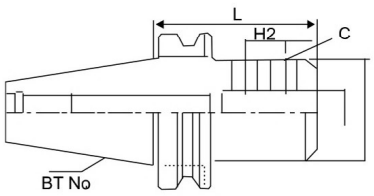

Model	L	C
BT30- SLA 16	65	50
BT30-SLA 20	70	52
BT30-SLA 25	90	65
BT40 – SLA16	65	50
BT40- SLA 20	70	52
BT40 – SLA 22	90	52
BT40 – SLA 25	90	65
BT40- SLA 32	100	72
BT40 – SLA 40	110	90
BT50 – SLA 16	65	50
BT50 – SLA 20	70	52
BT50 – SLA 25	100	65
BT50 – SLA 32	105	72
BT50 – SLA 40	110	90

HSK Series Adaptor

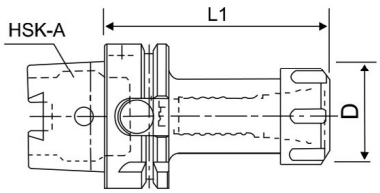

Model	D	L1
HSK 63A – ER25	42	80
HSK 63A – ER32	50	100
HSK 63A – ER40	63	100
HSK 63A – FMB22	48	50
HSK 63A – FMB27	58	60

CNC Tooling Trolleys

MODEL	
BT40 / BT50	35 SLOTS

Spare Cups Available

BT – MT (Reduction Socket) Adaptor

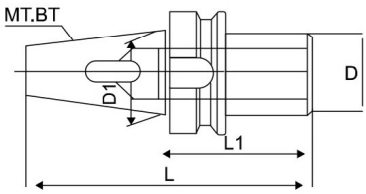

MODEL	L	D	D1
BT30-MT2-60	108.4	32	31.75
BT30-MT3-70	128.4	40	31.75
BT40-MT1- 50	110.4	25	25
BT40 - MT2-60	125.4	32	44.45
BT40-MT3-70	135.4	40	44.45
BT40-MT4-90	155.4	48	44.45
BT50-MT2-45	146.8	25	69.85
BT50-MT3-65	166.8	40	69.85
BT50-MT4-85	186.8	48	69.85

BT – SDC Adaptor

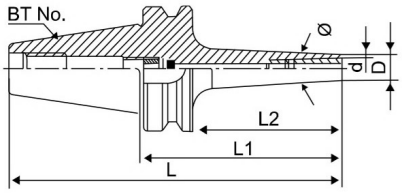

Model	L	L1	L2	θ	D	d
BT40-SDC06-100	165.4	100	73	6^0	14	3-6
BT40-SDC08-100	165.4	100	73	6^0	22	3-8
BT40-SDC12-100	165.4	100	73	-	34	3-12

Clamping Kits

Model	Table Slot	Stud Sizes
M10	12	10-1.5P
M12	14	12-1.75P
M14	16	14-2.0P
M16	18	16-2.0P

Kit Includes
24 PC: STUDS
6 PC :T-NUTS
4 PC : COUPLING NUTS
6 PC : FLANGE NUTS
6 PC : STEP CLAMPS
12PC : STEP BLOCKS

Note: Sizes/Items in the similar product range not mentioned can be supplied against order subject to minimum quantity and forward delivery.

Tapping Collets, with Auto Clutch

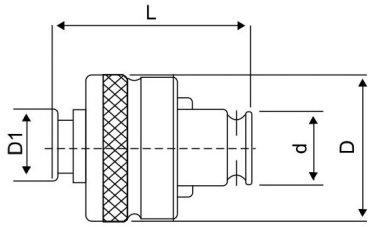

MODEL		SIZE	ISO SERIES SHANK	ISO SERIES SQAURE	DIN SHANK	DIN SQAURE
	GT12: (d=19, D=38, L=54) Range 3-16 mm	M3	3.15	2.5	3.5	2.5
		M4	4	3	4.5	3.4
GT24: (d=30, D=58, L=79.5) Range 5-30 mm		M5	5	4	6	4.9
		M6	6.3	5	6	4.9
		M8	8	6.3	8	6.3
		M10	10	8	10	8
		M12	9	7.1		
		M14	11.2	9		
		M16	12.5	10		
		M18	14	11.2		
		M20	14	11.2		
		M22	16	12.5		
		M24	18	14		
		M27	20	16		
		M30	20	16		

Quick Change Tapping Adaptor: Cylindrical

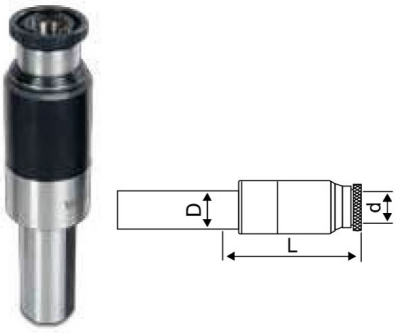

MODEL	Range	D	d	L
Q25-GT12	M3-M16	θ25	θ19	175
Q32-GT12	M3-M16	θ32	θ19	175
Q40-GT12	M3-M16	θ40	θ19	175

Quick Change Tapping Adaptor: BT Series

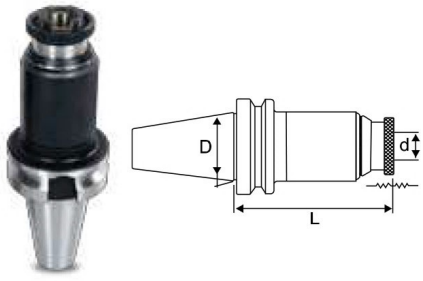

MODEL	Range	D	d	L
BT40-GT12	M3-M16	44.45	19	110
BT40-GT24	M5-M30	44.45	30	130
BT50-GT12	M3-M16	69.85	19	110
BT50-GT24	M5-M30	69.85	30	130

Quick Change Tapping Adaptor: MT Series

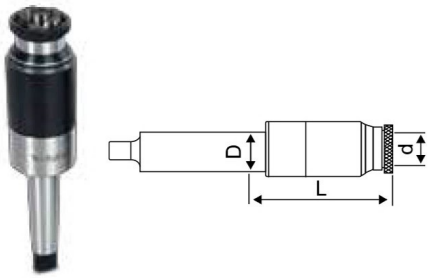

MODEL	Range	D	d	L
MT2-GT12	M3-M16	θ17.780	θ19	110
MT3-GT12	M3-M16	θ23.825	θ19	110
MT3-GT24	M5-M30	θ23.825	θ30	130
MT4-GT24	M5-M30	θ31.267	θ30	130

Note: Sizes/Items in the similar product range not mentioned can be supplied against order subject to minimum quantity and forward delivery.

CNC Live Centers (Stub or extended point)

Available in carbide tipped points also

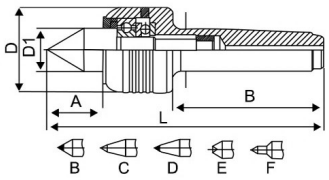

Model	A	B	D	D1	L	Max load	Max Speed	Accu-racy
MT2	28	65	46	24	140	100	3500	0.01
MT3	38	81	59	28	170	250	3000	0.015
MT4	45	102	64	31	198	400	2500	0.015
MT5	52	130	78	44	245	700	2000	0.02

CNC Interchangable Points Live Centers

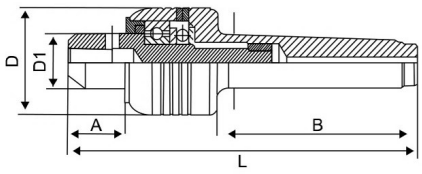

Model	A	B	D	D1	L	Max load	Max Speed	Accuracy
MT2	27	65	46	24	140	100	3500	0.01
MT3	32	81	59	28	170	250	3000	0.015
MT4	34.5	102	64	31	198	400	2500	0.015
MT5	44	130	78	44	245	700	2000	0.02

Supplied with one Spare Point + One Drift

Fine Boring Head

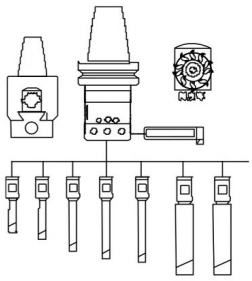

MODEL	D
BT40	8-280
F1-25mm	100MM

F1 Rough Boring Heads

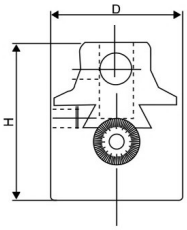

MODEL	D	H	MAX OFFSET	BORING BARDIA	MIN RADUATION	DIAL OF BORING
F1-12mm	50MM	63	16mm	12mm	0.01mm	10-125mm
F1-25mm	100MM	88	41mm	25mm	0.01mm	15-630mm

Spare Shank for Fine Boring Head : BT 50 Taper

F1 Rough Boring Heads Shanks

BT - 40 | ISO - 30 | ISO - 40 | R8 (MNTR)

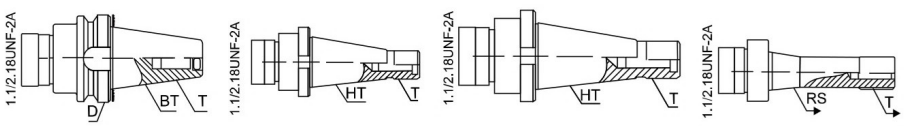

MODEL	T	L	THREAD
BT40	M16 - 2.0P	102	1.1/2"X18
NT (ISO)30	M12 - 1.75P	102	1.1/2"X18
NT (ISO) 40	M16 - 2.0P	135	1.1/2"X18
R8	M12 / 7/16 - 20UNF	132.5	1.1/2"X18

Note: Sizes/Items in the similar product range not mentioned can be supplied against order subject to minimum quantity and forward delivery.